



UNITED-HAMPSHIRE



# UOB KAY HIAN TAIPEI INVESTOR MEETINGS

19 to 20 May 2026

*Asia's First U.S. Grocery-Anchored  
Shopping Center & Self-Storage REIT*

# Important Notice

This announcement is for information purposes only and does not constitute or form part of an invitation, solicitation or offer to any person in Singapore or otherwise to acquire, invest in, purchase or subscribe for any units ("**Units**") in UHREIT nor shall it or any part of it form the basis of, or be relied on in any connection with, any contract, commitment or investment decision whatsoever. The information contained herein is not comprehensive and does not purport to contain all the information that might be required by you in relation to UHREIT. The information in this announcement is subject to change without notice.

None of UHREIT, the Manager, Perpetual (Asia) Limited (in its capacity as trustee of UHREIT), or any of their respective affiliates, subsidiaries, controlling persons, directors, officers, employees, agents, advisers and representatives, makes any representation or warranty, express or implied, as to the fairness, accuracy, completeness, correctness or reliability of the information and opinions contained herein or otherwise made available nor as to the reasonableness of any assumption contained herein, and any liability therefore (including in respect of direct, indirect or consequential loss or damage) howsoever arising from any use, reliance or distribution of this announcement or its contents or otherwise arising in connection with this announcement is expressly disclaimed. Nothing contained herein is, or shall be relied upon as, a promise or representation, whether as to the past or the future and no reliance, in whole or in part, should be placed on the fairness, accuracy, completeness or correctness of the information and opinions contained herein. Further, nothing in this announcement should be construed as constituting legal, business, tax or financial advice. **If you are in any doubt about the contents of this announcement or the action you should take, you should consult your legal, financial, tax or other professional advisers immediately. You are responsible for your own decisions.**

The value of the Units and the income derived from them may fall as well as rise. The Units are not obligations of, deposits in, or guaranteed by UHREIT, the Manager, Perpetual (Asia) Limited (in its capacity as trustee of UHREIT), their subsidiaries or any of their respective affiliates.

An investment in the Units is subject to investment risks, including the possible loss of the principal amount invested. The holders of Units have no right to request that the Manager redeem or purchase their Units while the Units are listed. It is intended that holders of Units may only deal in their Units through trading on the Singapore Exchange Securities Trading Limited ("**SGX-ST**"). Listing of the Units on the SGX-ST does not guarantee a liquid market for the Units.


The past performance of UHREIT is not necessarily indicative of its future performance. Certain statements made in this announcement may not be based on historical information or facts and may be forward-looking statements that involve assumptions, risks and uncertainties. Such forward-looking statements are based on certain assumptions and expectations of future events regarding UHREIT's present and future business strategies and the environment in which UHREIT operates in, and must be read together with those assumptions. Actual future performance, outcomes and results may differ materially from those expressed in forward-looking statements as a result of a number of risks, uncertainties and assumptions. No assurance can be given that such assumptions and expectations are accurate or will be met or realized. Predictions, projections or forecasts of the economy or economic trends of the markets are not necessarily indicative of the future or likely performance of UHREIT, and the forecasted financial performance of UHREIT is not guaranteed. A potential investor is cautioned not to place undue reliance on these forward-looking statements, which are based on the Manager's current view of future events. None of UHREIT, the Manager, Perpetual (Asia) Limited (in its capacity as trustee of UHREIT), or any of their respective affiliates, subsidiaries, controlling persons, directors, officers, employees, agents, advisers or representatives undertake to update or revise any information on the basis of any subsequent developments, information, events or otherwise.

This announcement includes information (a) relating to persons other than UHREIT and/or (b) supplied by or on behalf of third-party sources and/or other publicly available sources (including, without limitation, information regarding market participants in the sectors in which UHREIT competes and other industry data) ("**Third Party Information**"). Such third-party sources have not reviewed this announcement. None of UHREIT, the Manager, Perpetual (Asia) Limited (in its capacity as trustee of UHREIT), or any of their respective affiliates, subsidiaries, controlling persons, directors, officers, employees, agents, advisers or representatives has undertaken any independent verification of such Third Party Information and nothing herein shall be taken as a representation, warranty or undertaking of any responsibility in relation to the accuracy, completeness, correctness and/or reliability of such Third Party Information.

This announcement is not for distribution, directly or indirectly, in or into the United States. No Units are being, or will be, registered under the U.S. Securities Act of 1933, as amended ("**Securities Act**"), or the securities laws of any state of the U.S. or other jurisdiction and no such securities may be offered or sold in the U.S. except pursuant to an exemption from, or in a transaction not subject to, the registration requirements of the Securities Act and any applicable state or local securities laws. No public offering of securities is being or will be made in the U.S. or any other jurisdiction.

# Table of Contents

Page	Content
4	1Q 2026 Executive Summary
6	Introduction
10	U.S. Market Update
15	1Q 2026 Key Highlights
20	1Q 2026 Financial Results
24	Portfolio Update
28	Summary and Focus
31	Appendix



# 1Q 2026 Executive Summary

*Dover Marketplace, Pennsylvania*

# 1Q 2026 Executive Summary

Strong Financial and Operational Performance

## Financial Performance

Revenue: **US\$19.7 mil**  
**+8.7%**

Net Property  
Income: **US\$13.2 mil**  
**+12.7%**

Distributable  
Income: **US\$6.9 mil**  
**+10%**

## Capital Management

No refinancing  
requirement **Until 2028**

Average  
Interest Rate<sup>1</sup> **4.91%**  
(↓ 10bps)


Weighted  
Average Debt  
Maturity **3.2 years**

## Operational Performance

  
Grocery &  
Necessity  
Occupancy **97.7%**  
↑ by 8bps

  
Self-Storage  
Occupancy **89.2%**  
↑ by 55bps

  
Long WALE<sup>2</sup> **8.0 Years**  
↑ from 7.7 years<sup>3</sup>

  
2026 Lease  
Expiries<sup>2</sup> **2.0%**  
↓ by 90 bps

## 1Q 2026 Highlights

Completed  
**DPU-accretive**  
Wallingford Fair  
Acquisition in  
January 2026



Announced opening  
of **53k sq ft DICK'S  
Sporting Goods** at  
Hudson Valley Plaza

Lease extensions  
executed with major  
grocery Tenants including  
**Giant Supermarket**  
and **Stop & Shop**

**GIANT**

 **STOP&SHOP**

*Florida  
Blue* 

On-going **Florida Blue**  
development at  
St. Lucie West property

1. Trailing 12-month and excludes upfront debt-related transaction costs.

2. Based on gross rental income of Grocery & Necessity Properties for the month of March 2026.

3. As at 31 December 2025.

# Introduction



*Garden City Square – BJ's Wholesale Club, New York*

# Introduction

Reputable Sponsors – UOB Global Capital & The Hampshire Companies, LLC

## A Strong and Synergistic Long-Term Partnership Between Our Sponsors



**>15** years  
partnership



**3** co-managed  
funds



**3** co-investment  
managed portfolios



**>20** year track record

**US\$4.3b** AUM

Offices in the US, Europe and  
Asia Pacific

### Asset Management Subsidiary of UOB

UOB co-invests alongside  
LPs, and provides the  
resources of its extensive  
platform

**>60** year track record

**~164** properties

**>US\$3.7b** AUM

**>13.6** million sq ft retail space  
owns and/or operates

Intensive, hands-on experience in  
real estate investment, asset  
management and asset  
enhancement

Diversified investment platform  
with expertise across industrial,  
retail, self-storage, office and  
multifamily assets

# Introduction

*Resilient Portfolio of Necessity-based properties in the populous & affluent U.S. East Coast*

TOTAL PORTFOLIO VALUE

**US\$795.3  
million**

NET LETTABLE AREA

**3.7  
million**

**21**

GROCERY & NECESSITY

**2**

SELF-STORAGE  
PROPERTIES

**8.0 Years**

LONG WALE<sup>1</sup>

HIGH OCCUPANCY

**97.7%**

GROCERY & NECESSITY



**89.2%**

SELF-STORAGE



LEASE STRUCTURES WHICH MITIGATE RISK OF  
INCREASES IN EXPENSES

Predominantly **Triple-net Leases** with tenant  
reimbursements, **Built-in Rent Escalations**, and  
**No Early Termination Rights**

**98%**

FREEHOLD  
PROPERTIES<sup>2</sup>



1. Based on gross rental income of Grocery & Necessity Properties for the month of March 2026.  
2. Based on carrying value of investment properties as at 31 March 2026.

# Introduction

## Proactive Portfolio and Asset Management Track Record

2020



### IPO on SGX Mainboard 12 March 2020

- **US\$584.6 mil** AUM
- **18** Grocery & Necessity Properties
- **4** Self-Storage Properties
- **6** States
- **3.2 mil** sq ft

2021



### Construction

- Publix Store, Port St. Lucie Expansion (55k sq ft)
- Perth Amboy Self-Storage (69k sq ft)



### Acquisition of Grocery-Anchored Properties

- Penrose Plaza (US\$52 mil, 262k sq ft)
- Colonial Square (US\$26.3 mil, 169k sq ft)



### Accretive Acquisition

- Upland Square (US\$85.7 mil, 400k sq ft)



### Strategic Divestment 2.5% Above Appraised Value

- Perth Amboy Self-Storage (69k sq ft)
- Elizabeth Self-Storage (76k sq ft)
- Total divestment consideration of US\$45.5 mil

2023



### Strategic Divestment 7.7% Above Purchase Price

- Big Pine Center (US\$9.9 mil, 93k sq ft)



### Construction

- Academy Sports Store, Port St. Lucie Expansion (63k sq ft)

2024



### Strategic Divestment 17.5% Above Purchase Price

- Lowe's and Sam's Club properties within Hudson Valley Plaza (US\$36.5 mil, 245k sq ft)

2025



### Strategic Divestment 4.2% Above Purchase Price

- Albany-Supermarket (65k sq ft)
- Total divestment consideration of US\$23.8mil



### Acquisition of Grocery- Anchored Properties in August 25

- Dover Marketplace (US\$16.4 mil, 61k sq ft)

2026



### Acquisition of Grocery-anchored Property

- Wallingford Fair (US\$21.4 mil, 115k sq ft)

### As of 31 March 2026

- **US\$795.3 mil** AUM
- **21** G&N Properties
- **2** Self-Storage Properties
- **9** States, **3.7 million** sq ft

Year	2021	2022	2023	2024	2025
Change in Valuation (y-o-y) <sup>1</sup>	+3.7%	+1.3%	+4.7%	+2.9%	+3.8%

**UHREIT AUM**  
**36%**  
**Since IPO**

1. On a like-for-like basis, excluding properties acquired and divested during the respective year.

# U.S. Market Update



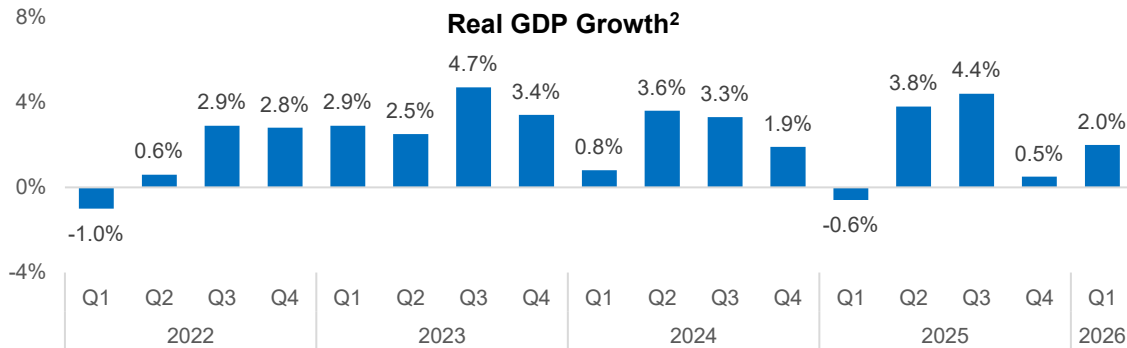
*Penrose Plaza, Pennsylvania*

# U.S. Market Update

1Q 2026 U.S. GDP Grew 2.0%

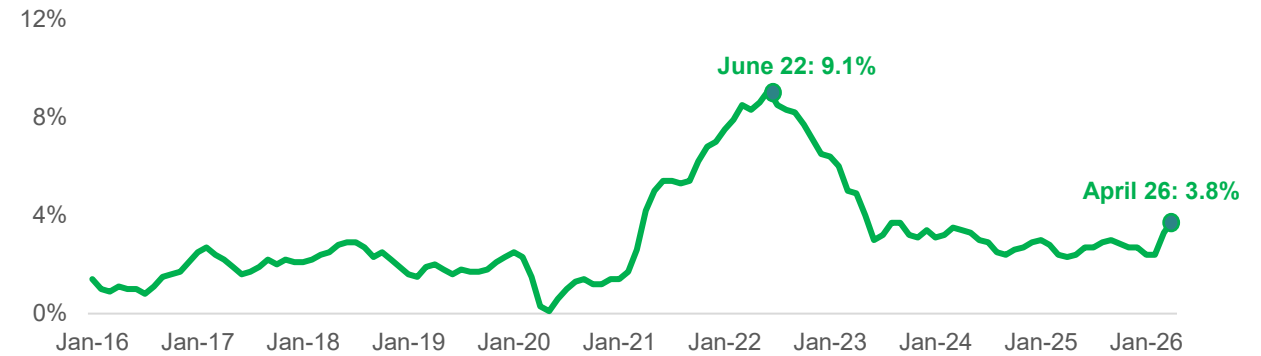
## U.S. Economy Continued to Expand at an Annualized Rate of 2.0% in 1Q 2026

- 2026 GDP growth forecast: +2.4%<sup>1</sup>

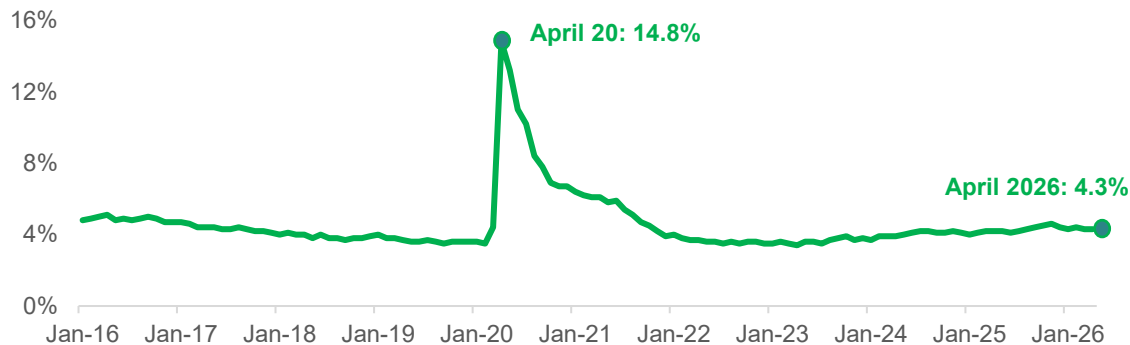


## April 2026 Consumer Price Index came in at 3.8%<sup>3</sup>

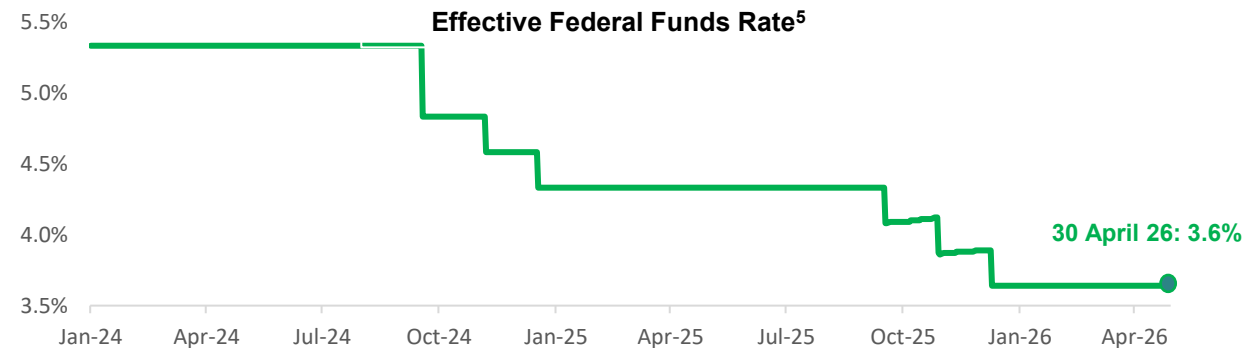
- Inflation rate has declined significantly from 9.1% in June 2022



## Unemployment Rate remains low at 4.3%<sup>4</sup>



## 175bps of U.S. Rate Cuts since September 2024



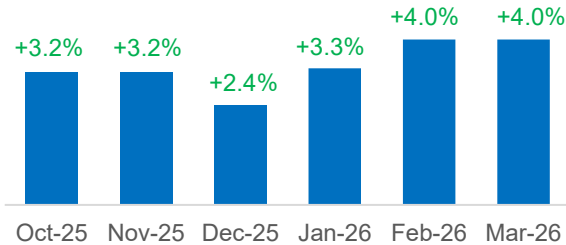
1. Federal Open Market Committee, "Summary of Economic Projections", 18 March 2026.  
 2. U.S. Bureau of Economic Analysis, "GDP (Advance Estimate), 1Q 2026", 30 April 2026.  
 3. U.S. Bureau of Labor Statistics, "Consumer Price Index - April 2026", 12 May 2026.

4. U.S. Bureau of Labor Statistics, "The Employment Situation".  
 5. Federal Reserve Bank Of New York.

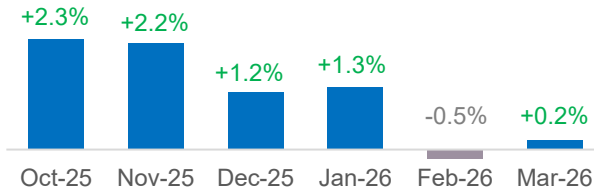
# U.S. Market Update

## Retail and Grocery Sales Demonstrate Resilience

**U.S. Total Retail Sales<sup>1</sup>**  
(Monthly % change y-o-y)



**U.S. Grocery Stores<sup>1</sup>**  
(Monthly % change y-o-y)



- March retail sales were stronger than expected, as consumers continued to spend despite the surge in energy prices. Sales grew 1.7% for the month driven by gasoline sales, up 15.5%<sup>2</sup>
- On a year-on-year basis, total retail sales were up 4%. The solid March sales may have been helped by tax refunds, which cushioned the impact of higher fuel prices<sup>2</sup>
- However, inflationary headwinds from the lingering war in Iran persist and the Federal Reserve at its April 2026 meeting voted to hold its benchmark rate at 3.5%-3.75%, citing elevated inflation

### Healthy Tenant Sales Performance



Comparable Sales Growth<sup>3</sup>

+2.6%

+1.5%

+4.6%

+4.5%

% of GRI<sup>4</sup>

10.1%

8%

2.7%

3.8%

1. U.S. Census Bureau, "Advance monthly sales for retail and food services – March 2026", 21 April 2026.  
2. Retailstat Financial, "March U.S. Retail Sales", 21 April 2026.

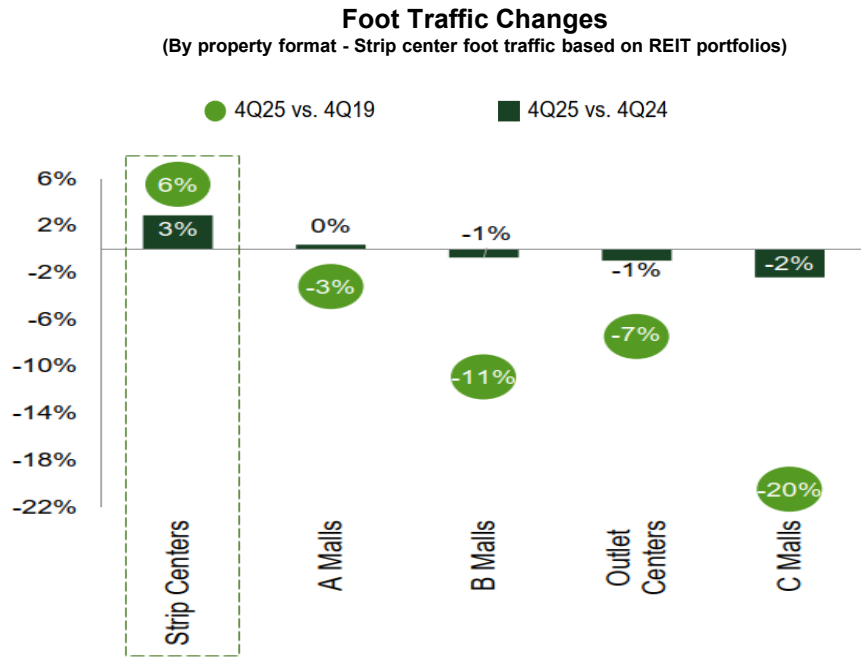
3. Extracted from respective companies' latest financial results release and not independently verified.  
4. Based on gross rental income of Grocery & Necessity Properties for the month of December 2025.

# U.S. Market Update

## Favourable Outlook for Grocery-Anchored Strip Centers

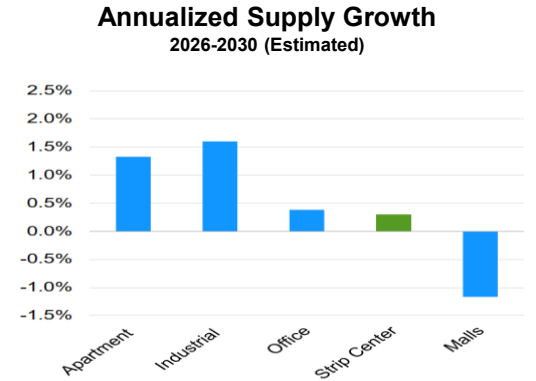
### Resilient Foot Traffic Underscores Strip Center Strength

Foot traffic trends indicate that strip centers continue to outperform other retail formats. In 4Q 2025, traffic at strip centers recorded the strongest growth, rising 3% year-on-year and exceeding pre-pandemic levels by 6%, underscoring the sector's sustained resilience and consumer appeal

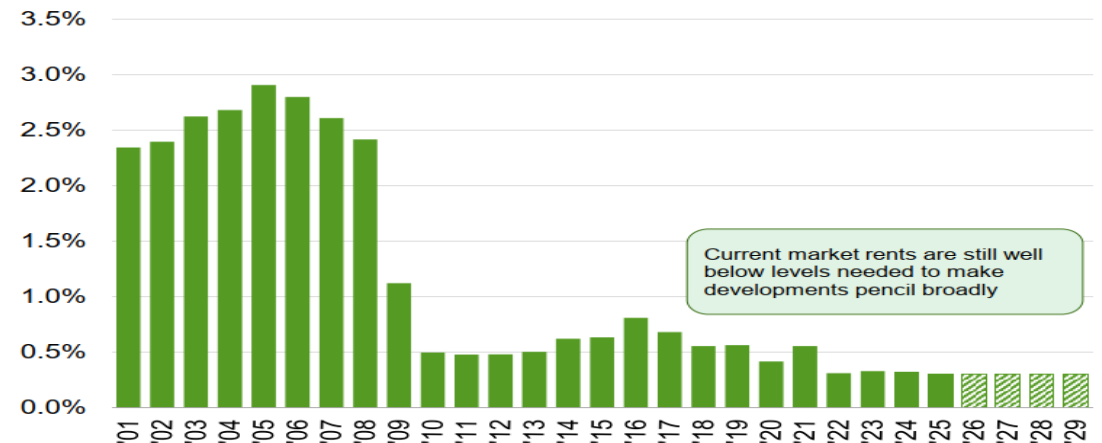


### New Supply to Remain Muted Despite Resilient Demand

New strip center developments are expected to remain limited, with market supply growth forecast to hold steady at approximately 0.3% annually over the next four years. Given the typical two-year construction timeline and the relatively modest pipeline of projects currently underway, the risk of a near-term surge in new supply disrupting market fundamentals is expected to remain minimal



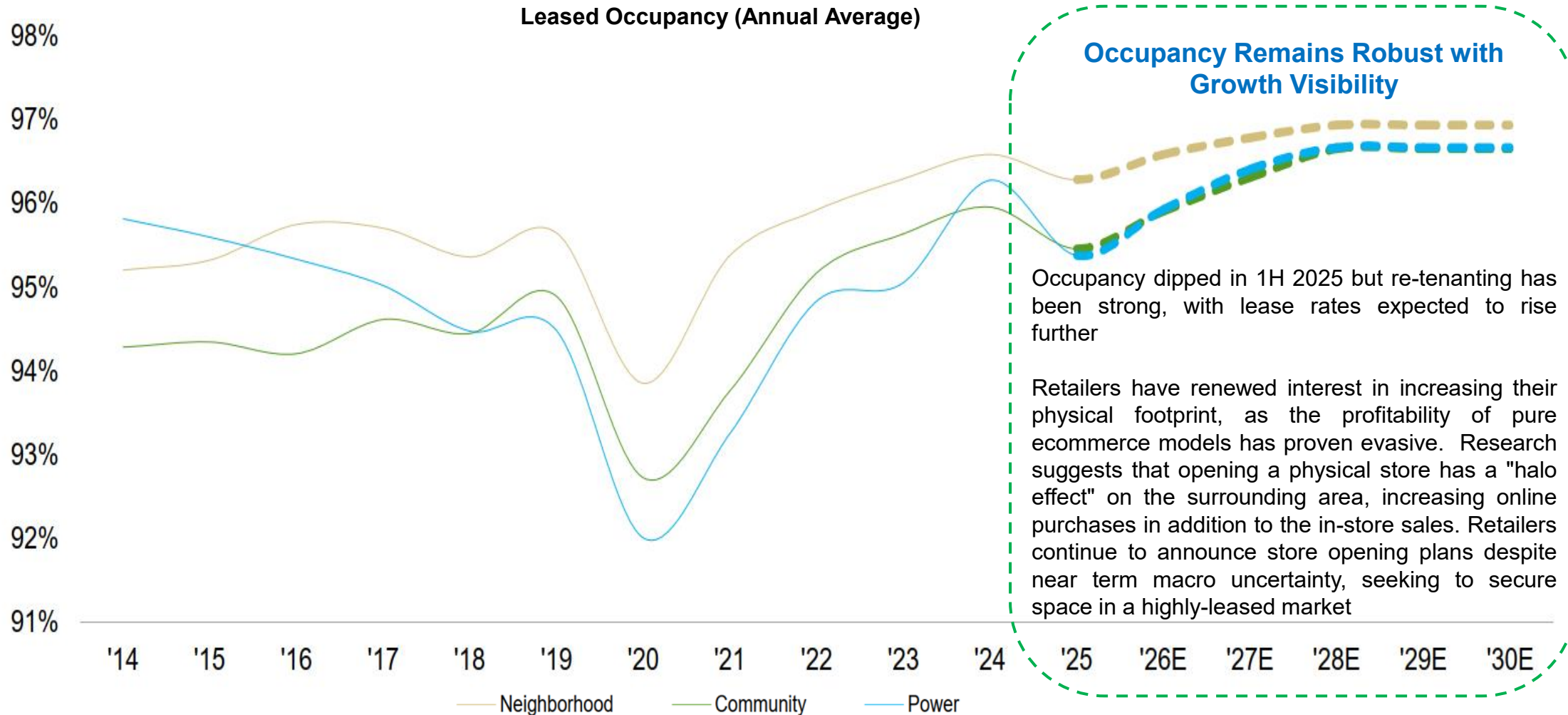
### Strip Center Supply Growth Y-O-Y



Source: Green Street, "Strip Center Update", 12 March 2026.

# U.S. Market Update

## Green Street Anticipates Continued Occupancy Gains Across Strip Center Formats



Source: Green Street, "Strip Center Outlook", 20 January 2026.

# 1Q 2026 Key Highlights



Arundel Plaza, Maryland

# 1Q 2026 Key Highlights

*Resilient Portfolio Backed by a Long WALE and High Tenant Retention*

## Occupancy



**Grocery & Necessity  
Occupancy<sup>1</sup>**

**↑ 97.7%**  
Improved by 8bps



**Lease Renewals**

**Over 160K sq ft  
New and Renewal  
Leases Signed in 1Q 2026**



**Self-Storage  
Occupancy**

**↑ 89.2%**  
Improved by 55bps

## Long WALE and High Tenant Retention Rate

**↑ 8.0 Years**  
Long WALE<sup>1</sup>  
Increased from 7.7 years<sup>2</sup>

**90%**  
High Tenant  
Retention Rate

## Portfolio and AUM Growth

**↑ AUM up by  
36%**  
Since IPO

**↑ 21**  
Grocery &  
Necessity Properties  
(Following Wallingford Fair  
Acquisition)

1. Based on gross rental income of Grocery & Necessity Properties for the month of March 2026.

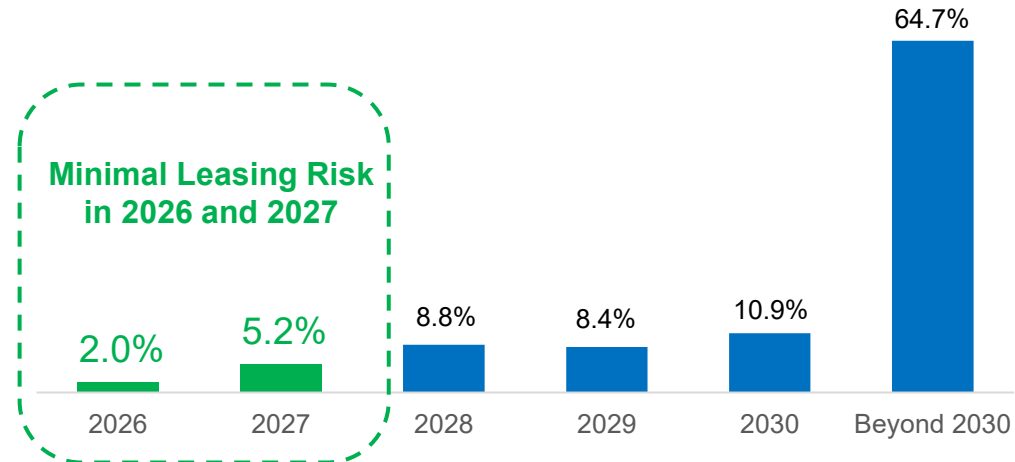
2. As at 31 December 2025.

# 1Q 2026 Key Highlights

*Defensive Portfolio Underpinned by Essential Services*

## Minimal Leasing Risk in 2026 and 2027

Grocery & Necessity Lease Maturity Profile<sup>1</sup>



	1Q 2026	
	No.	NLA (Sq Ft)
New leases signed	2	6,400
Lease renewals	8	157,325

## Strong Leasing Momentum

*New Leases and Lease Extensions Signed*

**GIANT**

*Upland Square*

**STOP&SHOP**

*Fairhaven Plaza*

**Wendy's**

*Penrose Plaza  
and Lawnside Commons*

**FAMILY DOLLAR**

*Parkway Crossing*

**Bath & Body Works®**

*Upland Square*

1. Based on gross rental income of Grocery & Necessity Properties for the month of March 2026.

# 1Q 2026 Key Highlights

*Resilient Portfolio with a Diversified Tenant Base Led by Leading Grocers*

Tenants Providing Essential Services<sup>1</sup>

**58.9%<sup>2</sup>**

**9.2 Years<sup>2</sup>**

WALE of Tenants Providing Essential Services<sup>1</sup>

**10.6 Years<sup>2</sup>**

WALE of Top 10 Tenants

Leases are **Substantially Triple Net** and Majority of Tenant Leases have **Built-In Rental Escalations**

## Top 10 Tenants<sup>2</sup>



10.3%



10.1% **BB+<sup>3</sup>**



8.0% **BBB+<sup>3</sup>**



5.2%



3.8% **BBB<sup>3</sup>**



3.7% **A<sup>3</sup>**



2.9%



2.8%



2.7% **AA<sup>3</sup>**



2.7%

## Other Notable Tenants

**TRADER JOE'S**

**Burlington**



**FedEx**



**CAVA**



1. Based on the definition of "Essential Retail Businesses" by the State of New Jersey.
2. Based on gross rental income of Grocery & Necessity Properties for the month of March 2026.
3. Latest credit rating obtained from S&P global as at 30 April 2026

# 1Q 2026 Key Highlights

Healthy Leasing Activity Continues

## Acquisition of Wallingford Fair



Acquisition completed in January 2026

Acquired at US\$21.4 million, **8.2%** below the independent valuation

## Reputable National Tenants Begin Operations



DICK'S Sporting Goods has officially opened its new 53k sq ft store at Hudson Valley Plaza under a 10-year lease



Black Friday Daily Deals has officially opened its new 26k sq ft store at Parkway Crossing

## Ongoing Development Project



Development of a new 5k sq ft store on excess land at St. Lucie West, pre-leased to Florida Blue on a 10-year lease

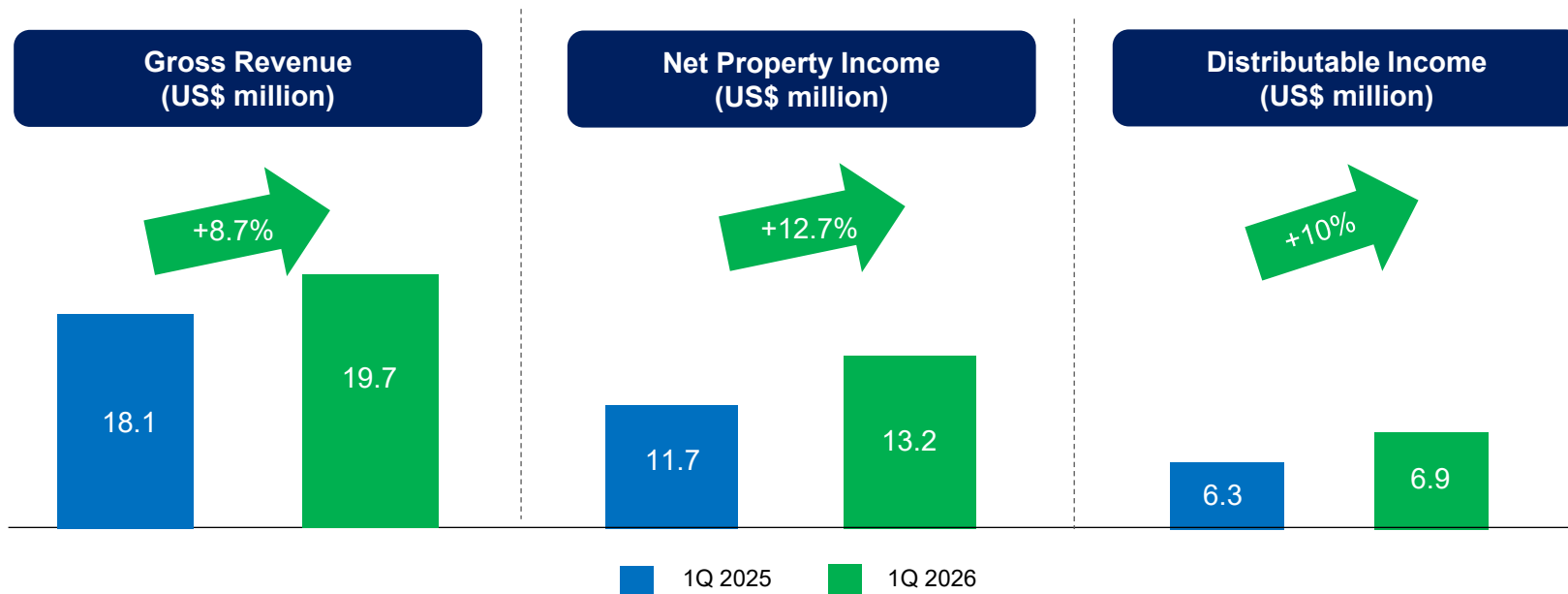
1Q 2026  
Financial  
Results



*Garden City Square – BJ's Wholesale Club, New York*

# 1Q 2026 Financial Results

10% Year-on-Year Growth in Distributable Income



- Gross revenue and net property income increased by 8.7% and 12.7%, respectively. This was driven by the commencement of new leases, built-in rental escalations in existing leases, and the contribution from Dover Marketplace and Wallingford Fair Shopping Center, which were acquired in August 2025 and January 2026 respectively
- Finance costs were higher due to additional borrowings taken to fund these acquisitions, partially offset by lower interest rates on the floating rate loans
- Overall, distributable income was higher by 10% year-on-year

# 1Q 2026 Financial Results

## Prudent Capital Management



**No Refinancing Requirement**  
until February 2028

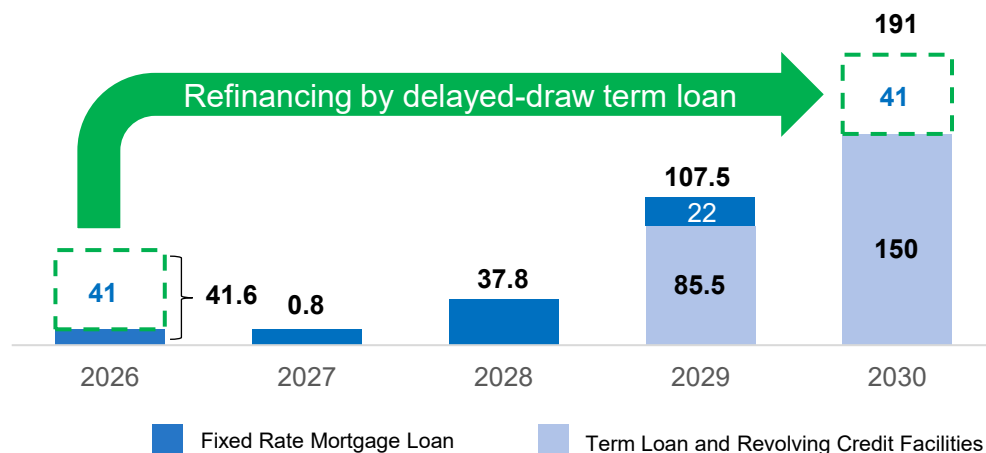


**29.8%**  
Floating Rate SOFR Loans

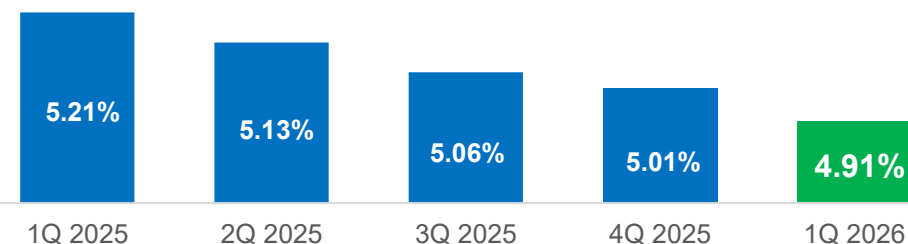
### Fully Extended Debt Maturity Profile<sup>1</sup> (US\$ million)



**Undrawn Facilities: US\$114.5 million**



### Weighted Average Interest Rate<sup>2</sup> Continues to Fall



### Debt Summary as at 31 March 2026

Weighted Average Debt Maturity  
**3.2 years**

Net Aggregate Leverage  
**40.3%<sup>3</sup>**

Aggregate Leverage  
**41.1%**

### Trailing 12-month ICR Sensitivity<sup>4</sup> (times)

For the period ended 31 March 2026	2.4
<u>Scenario 1:</u> 10% decrease in the EBITDA	2.2
<u>Scenario 2:</u> 100 basis point increase in the weighted average interest rate	2.0

1. Assuming the loan extension option is fully exercised.
2. Trailing 12-month and excludes upfront debt-related transaction costs.
3. Net aggregate leverage is total borrowings less cash divided by total deposited property less cash.

4. In accordance with Appendix 6: Investment – Property Funds of the Monetary Authority of Singapore's Code on Collective Investment Schemes which was most recently revised on 28 November 2024.

# 1Q 2026 Financial Results

8.7% Yield Offering a 440bps Premium to U.S. 10-Year Treasuries

Attractive  
Dividend  
Yield<sup>1</sup>

8.7%

3 Consecutive  
years of Positive  
Total Unitholder  
returns<sup>2</sup>

2025: +18%  
2024: +3%  
2023: +22.7%

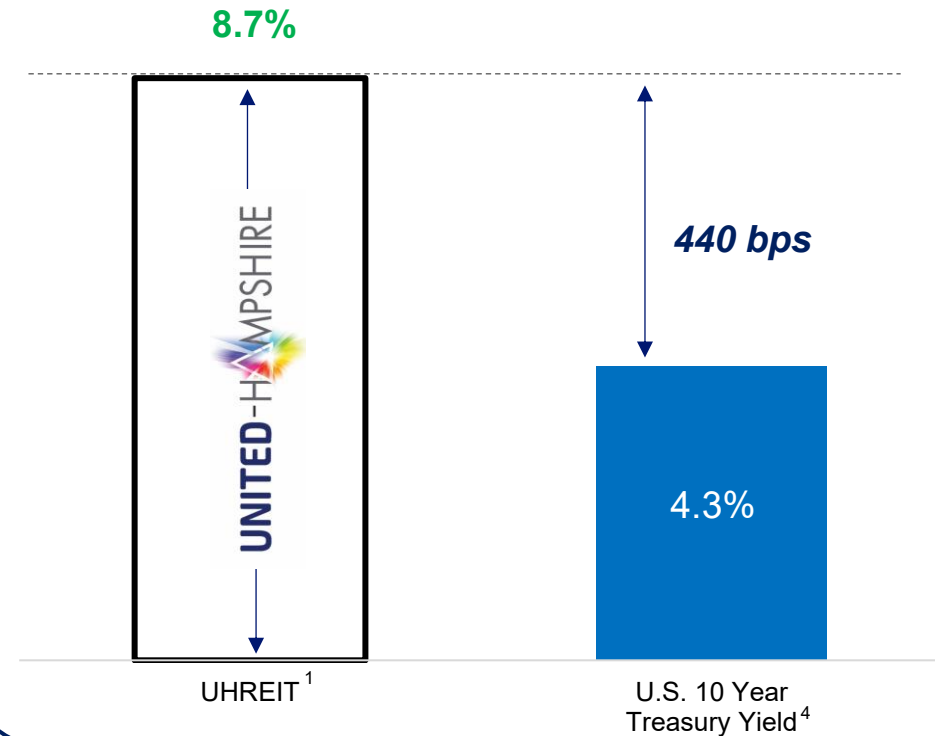


0.69

UHREIT's  
Price to book Ratio<sup>3</sup>

UHREIT is trading at  
31% Discount  
to NAV  
of US\$0.73

## Dividend Yield Comparison



1. Based on FY2025 total distribution of 4.39 US cents and unit closing price of US\$0.505 as at 31 March 2026.  
2. Obtained from Bloomberg.  
3. Based on NAV of US\$0.73 as at 31 December 2025 and unit closing price of US\$0.505 as at 31 March 2026.  
4. U.S department of the treasury. Data as at 31 March 2026.

# Portfolio Update



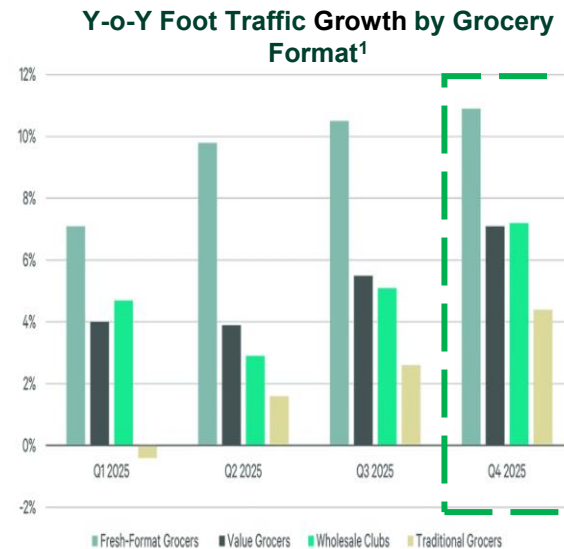
*Upland Square, Pennsylvania*

# Portfolio Update

## The Storefront Advantage in a Digital World

### Brick-and-Mortar Stores Continue to Anchor Grocery Performance

While grocers have expanded online fulfillment since the pandemic, most recent sales growth continues to come from physical stores. According to Placer.ai, grocery foot traffic rose across all formats last year. Fresh-format grocers like Whole Foods Market and Sprouts Farmers Market saw the strongest gains, driven by consumers opting to dine at home. Value grocers including Trader Joe's, Aldi and Lidl also recorded higher visits, reflecting demand for affordable options. Notably, growth in store visits has been led by lower- and middle-income consumers, rather than higher-income segments<sup>1</sup>



### Grocers Expand Footprint to Capture Rising Demand

Many retailers are leveraging their stores as fulfillment centers for curbside and in-store pickup of online orders. Capital One reports that 85% of its customers who buy online and pick up in store (“BOPIS”) tend to make an additional purchase within the store itself. These BOPIS shoppers consistently show higher order values and stronger repeat behavior, driving reliable repeat store traffic<sup>1</sup>

1. CBRE, “Grocers adding more stores to meet rising consumer demand”, 16 April 2026.

### Retailers Increasing Brick-and-Mortar Presence



Planning to build or convert >150 stores in the next five years



Plan to open 110 stores in FY2026



Goals of opening 500 new stores by end of 2028



Plan to open 200 stores by end of 2027



Plan to open 1,000 Locations by 2032



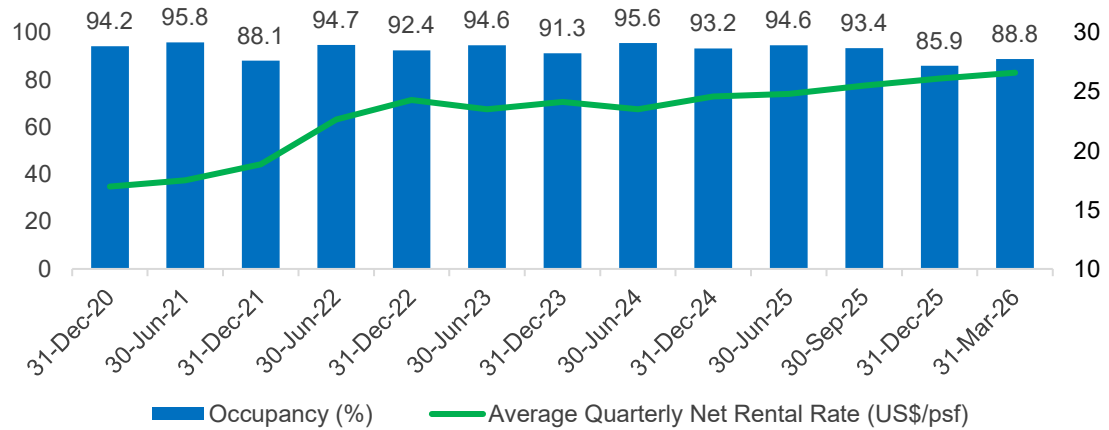
100 House of Sports locations to open by end of 2027

Source: Company press release, investor presentation, Yahoo Finance and CNBC.

# Portfolio Update

## Self-Storage Properties Occupancy Normalizing Amid Rental Rate Moderation

### Carteret Self-Storage

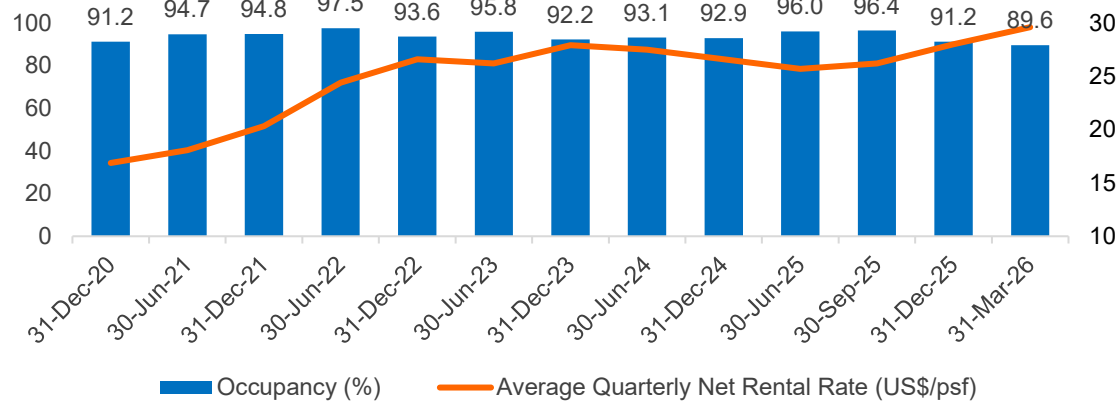


Moderation in occupancy has created an opportunity to potentially capture higher rents as the popular Spring leasing season has commenced



Carteret Self-Storage, New Jersey

### Millburn Self-Storage



Millburn Self-Storage, New Jersey

# Portfolio Update

## Key Milestones and Accolades

**SGX**

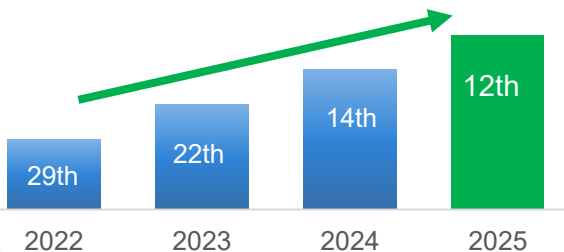
Included in the

**SGX Fast Track**

within its second year of listing, alongside 85 other listed companies

**Ranked 12th in 2025 SGTI**

Rose two spots in the 2025 SGTI, achieving Three Years of Continuous Advancement



**The Edge Singapore's Centurion Club Awards 2024**



- Overall Sector Winner and
- Highest Growth in Profit After Taxes over 3 years

**IR Impact Award – South East Asia 2025**



- Best Sell-Side Management
- Certificate of Excellence in Investor Relations

**Company of Good – 3 Hearts Recognition by NPVC**



**Award-Winning Annual Report**



Hermes Creative Awards – Awarded Gold



The Communicator Awards – Award of Distinction

# Summary and Focus



*St Lucie West, Florida*

# Summary and Focus

## Key Priorities for 2026



### Continue Strong DPU Performance and Deliver Positive Total Unitholder Returns

- Proactive leasing and portfolio management to optimize rental revenues and maintain high occupancy
- Enhancement of tenant quality and mix
- Timely new tenant space deliveries



### Growth through Acquisitions and Asset Enhancement Initiatives

- Enhance portfolio diversification and income resilience
- Capitalize on a lower interest rate environment to pursue yield-accretive acquisitions
- Pursue value-enhancing development and asset enhancement initiatives



### Improve Trading Liquidity

- Increase analyst coverage
- Potential new index inclusion
- Increased institutional investor participation

# Summary and Focus

## UHREIT Investment Merits

REPUTABLE SPONSORS  
MAJOR SHAREHOLDERS OF UHREIT



**8.7%**  
HIGH DIVIDEND  
YIELD



**+10%**  
YoY Distributable  
Income Growth

**8 Years**  
LONG WALE

HIGH OCCUPANCY  
**97.7%**  
GROCERY & NECESSITY



**89.2%**  
SELF-STORAGE



ASSET UNDER  
MANAGEMENT  
**+36%**  
SINCE IPO IN 2020



**40.3%**  
NET AGGREGATE  
LEVERAGE

TENANTS PROVIDING  
ESSENTIAL SERVICES **58.9%**

**2%** OF LEASES  
EXPIRING IN 2026

**90%**  
HIGH TENANT  
RETENTION RATE

# Appendix

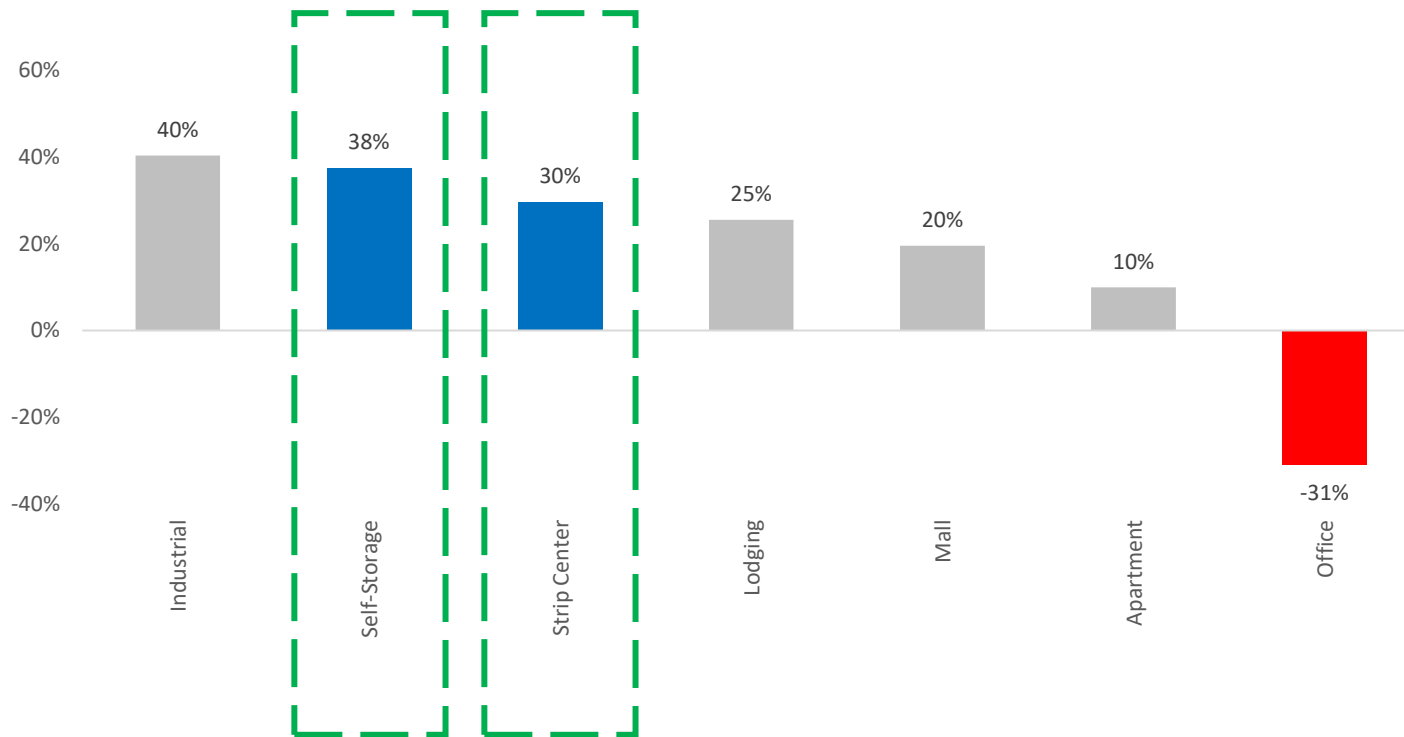


Wallington ShopRite, New Jersey

# Appendix

## Resiliency in Self-Storage and Strip Center Property Values

**% Change in Green Street Commercial Property Price Index from June 2020 to March 2026**



- Green Street Commercial Property Price Index is a time series of unleveraged U.S. commercial property values that captures the prices at which commercial real estate transactions are currently being negotiated and contracted
- With remote work arrangements here to stay post-pandemic, structural demand for offices is declining and continues to weigh heavily on sector valuations. Commercial property prices for the office sector has declined by 31% since June 2020
- On the other hand, the Strip Center sector has benefitted from the remote work arrangements trend as the additional flexibility has increased demand for the goods and services offered in Strip Centers, ranging from grocery shopping to dining. Strip Center sector values have increased 30% since June 2020
- Similarly, the Self-Storage sector has also benefitted from the work from home dynamic with values increasing by 38% since June 2020

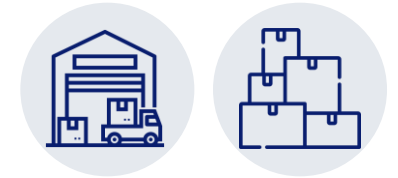
Source: Green Street Commercial Property Price Index

# Appendix

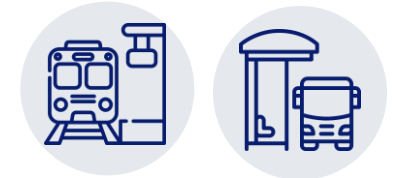
## Locations of UHREIT's Self-Storage Properties



- Undersupply of Self-Storage facilities in New York Metro Area



- Regional access to New York City and metropolitan areas via major highways and public transportation



- Approximately 30 minutes away from Newark Liberty International Airport and Port Newark

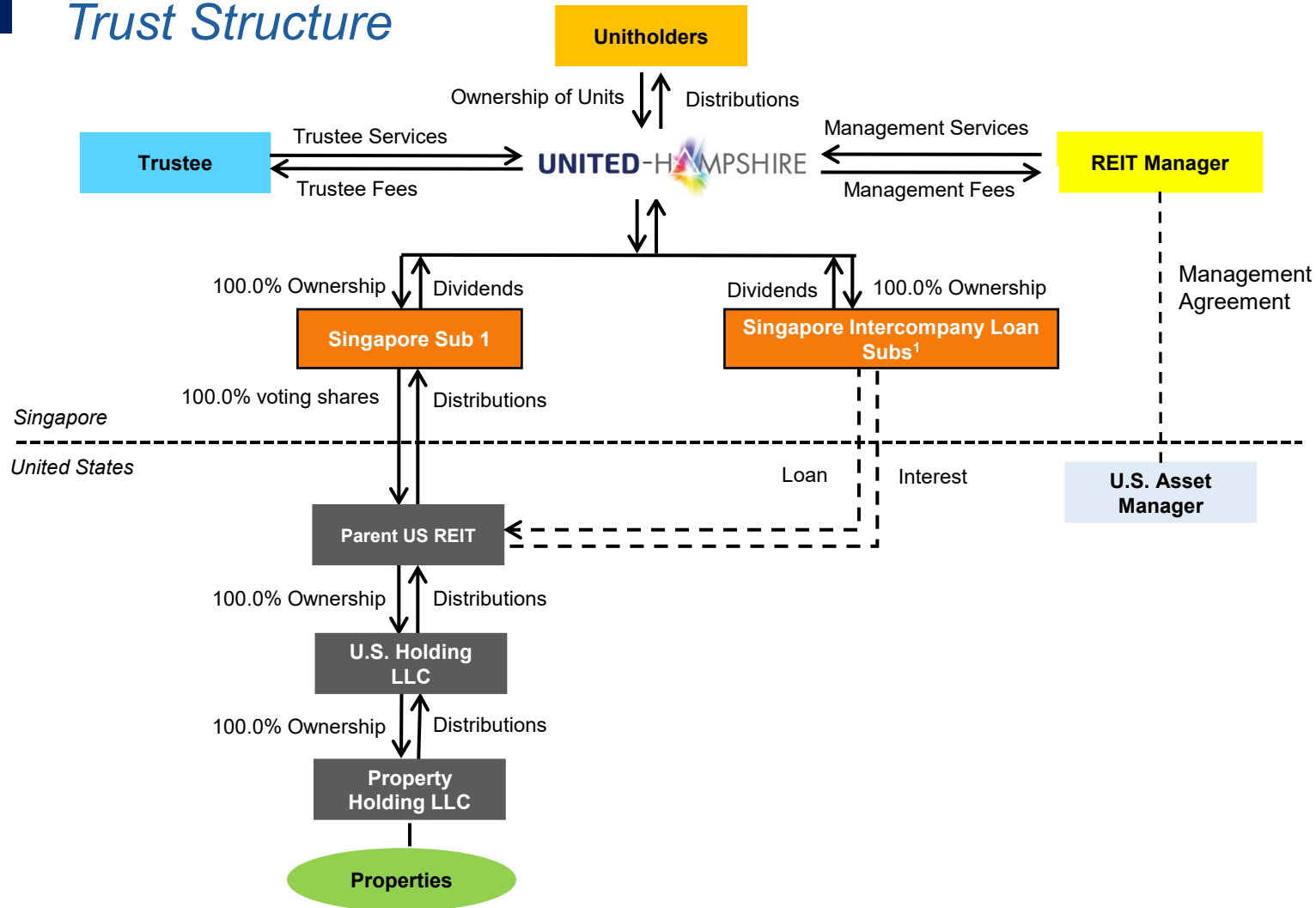


- Surrounded by a mix of residential, commercial, industrial and office developments



# Appendix

## Trust Structure



### Tax Efficient Structure

- No U.S. corporate tax (21%) and U.S. withholding tax (30%)
- No Singapore corporate tax (17%) and withholding tax (10%)
- Minimal taxes incurred

### No Withholding Tax in relation to Section 1446(f)<sup>2</sup>

- A 10% withholding tax is imposed if a non-U.S. person transfers interests in publicly traded partnership (PTP) that engages in a U.S. trade or business effective 1 January 2023
- UHREIT is a PTP that is not engaged in U.S. trade or business and is **Exempted**. Withholding tax should not be withheld from Unitholders. UHREIT will provide a **Qualified Notice** every quarter to confirm such.
- Therefore, the sale or transfer of UHREIT units by unitholders as well as distributions from UHREIT **Will Not Be Subject** to Section 1446(f) withholding

1. There are two wholly owned Singapore Intercompany Loan Subsidiaries extending intercompany loans to the Parent US REIT.

2. UHREIT announced that the US withholding tax under Section 1446(f) of United States Internal Revenue Code should not apply to non-US Unitholder of UHREIT. For more details, please refer to announcement dated 16 December 2022.

# Appendix

## Acquisition of Grocery-Anchored Assets









	Colonial Square	Penrose Plaza	Upland Square
<b>Location</b>	Virginia	Pennsylvania	Pennsylvania
<b>Acquisition Date</b>	November 2021	November 2021	July 2022
<b>Land Tenure</b>	Freehold	Freehold	Freehold
<b>NLA (Sq Ft)<sup>1</sup></b>	168,498	258,752	399,559
<b>WALE (years)<sup>1</sup></b>	4.6	6.5	4.8
<b>Purchase Price</b>	US\$26.3 mil	US\$52 mil	US\$85.7 mil
<b>Anchor Tenants</b>	  	  	  

1. Information as at 31 December 2025.

# Appendix

## Acquisition of Grocery-Anchored Assets (Cont'd)






	Dover Marketplace	Wallingford Fair
<b>Location</b>	Pennsylvania	Connecticut
<b>Acquisition Date</b>	August 2025	January 2026
<b>Land Tenure</b>	Freehold	Freehold
<b>NLA (Sq Ft)<sup>1</sup></b>	61,052	115,223
<b>WALE (years)<sup>1</sup></b>	9.3	12.5
<b>Purchase Price</b>	US\$16.4 mil	US\$21.4 mil
<b>Anchor Tenants</b>	  	  

1. Information as at 31 December 2025.

# Appendix

## Asset Enhancement and Development



	<b>Construction of Perth Amboy Self-Storage</b>	<b>St. Lucie West Expansion Publix Super Market</b>	<b>Construction of Academy Sports + Outdoors at St. Lucie West</b>
<b>Location</b>	New Jersey	Florida	Florida
<b>Construction Completion</b>	January 2021 (Divested in June 2022)	March 2021	November 2023
<b>NLA (Sq Ft)</b>	68,898	55,000	63,224
<b>Operator Details</b>	 <p>Previously managed by Extra Space Storage, one of the largest Self-Storage operator in U.S.</p>	 <p>Largest employee-owned grocery chain in the U.S. with more than 1,300 stores across eight U.S. States</p>	 <p>Popular American sporting-goods store chain with more than 290 stores in U.S.</p>

# Appendix

## Opportunistic Divestments



	<b>Elizabeth and Perth Amboy Self-Storage</b>	<b>Big Pine Center</b>	<b>Lowe's and Sam Club properties within Hudson Valley Plaza</b>	<b>Albany - Supermarket</b>
<b>Location</b>	New Jersey	Florida	New York	New York
<b>Divestment Date</b>	June 2022	August 2023	August 2024	January 2025
<b>Divestment Consideration</b>	US\$45.5 mil	US\$9.9 mil	US\$36.5 mil	US\$23.8 mil
<b>Transaction Details</b>	<p>                     Purchase price incl. top up US\$4.7 mil                      Independent Valuations as at 31 Dec 2021                      Divestment Consideration                 </p>	<p>                     Purchase Price                      Independent Valuation as at 31 Dec 2022                      Divestment Consideration                 </p>	<p>                     Purchase Price                      Independent Valuation as at 30 June 2024                      Divestment Consideration                 </p>	<p>                     Purchase Price                      Independent valuation as at 31 Dec 2024                      Divestment Consideration                 </p>



# Thank You



For enquiries, please contact:

**Ms Wong Siew Lu, CFA, CA (Singapore)**  
Head of Investor Relations and Sustainability

Email: [IR@uhreit.com](mailto:IR@uhreit.com)

80 Raffles Place #28-21 UOB Plaza 2 Singapore 048624

UHREIT Website



Follow us on LinkedIn



<https://www.uhreit.com/>

<https://www.linkedin.com/company/uhreit/>

